

DESIGNED BY AIDAN KOCH



Environmental
COMICS

<http://aidankoch.com>
<http://ifiaar.org>

EXPERIMENTS IN CLIMATE DRAWING

SELF PORTRAIT

Start by drawing identical self portraits in panels one and two.



In panel one, add a voice bubble.

In it, write one concern or anxiety you have about climate change.

In panel two, add a voice bubble.

In it, write one change you see happening in response to climate change that gives you hope.

panel one



panel two


COUNTERING THE HYPEROBJECT*

Take a moment to consider what imagery comes to your mind when you think about climate change- what you know and how it makes you feel.

In the box, draw climate change as a character.

Who are they?
Where do they come from?
What are they doing?

*Philosopher Timothy Morton coined the term *hyperobject* to describe material/phenomenons pervasive in contemporary society in which their scale is so extreme it escapes knowability. Oil, pandemics, plastics, and climate change can all be classified as such.



Draw a simple map of your neighborhood, city, or region.
This should include:

- general geographic outline
- natural features like mountains, rivers, or bays
- human built features like highways, freeways, bridges and landmarks

Now redesign your map focusing on **resilience** and **sustainability**. Consider whether your area is most affected by flooding, fires, drought, heat, storms, or sea level rise. What kind of changes in energy, transportation, land management, agriculture/food systems, housing, waste or landscaping would support a more equitable and ecologically healthy community?

THE FIRST STEP

Are there any personal changes you'd like to make in your life that would reduce your carbon footprint or contribute to climate change solutions?

What are three steps that would help you enact that change in your life?

Draw yourself taking those steps in the panels labeled step one to three.

step one

step two

step three

Climate change impacts the environmental, social, and psychological levels of our lives and those around us. Approaching it through different lenses can help support the difficult changes we will all have to make in order to survive and thrive for generations.

These drawing exercises were designed to help visualize, process, and strategize around climate change. Using art-making as a tool can be a helpful way to move thoughts and feelings outside of oneself and into the world.

Look through your responses and consider where your mind went while drawing.

Was there anything that surprised you?

Did you have any inspiring ideas?

What are your biggest worries and what personal strengths can you lend to your community?

If you'd like to print a copy of this booklet for someone you know, scan the QR code for a printable pdf.



RESOURCES

International	Intergovernmental Panel on Climate Change https://www.ipcc.ch/ Navdanya International https://navdanyainternational.org/ Amazon Watch https://amazonwatch.org/
United States	Sunrise Movement https://www.sunrisemovement.org/ Earth Island Institute https://www.earthisland.org/ Indigenous Environmental Network https://www.ienearth.org/
California	UC Climate Stewards https://calnat.ucanr.edu/cs/ Native American Land Conservancy https://www.nativeamericanland.org/ California Environmental Justice Alliance https://caleja.org/ California Green New Deal https://greennewdealca.org/

READING

Biophilia by Edward O Wilson

The Mushroom at the End of the World by Anna Tsing

Staying with the Trouble by Donna Haraway

Inventing the Future by Nick Srnicek and Alex Williams

The Ministry for the Future by Kim Stanley Robinson

These Wilds Beyond our Fences by Bayo Akomolafe

Staying Alive by Vandana Shiva

Emergent Strategies by Adrienne Maree Brown